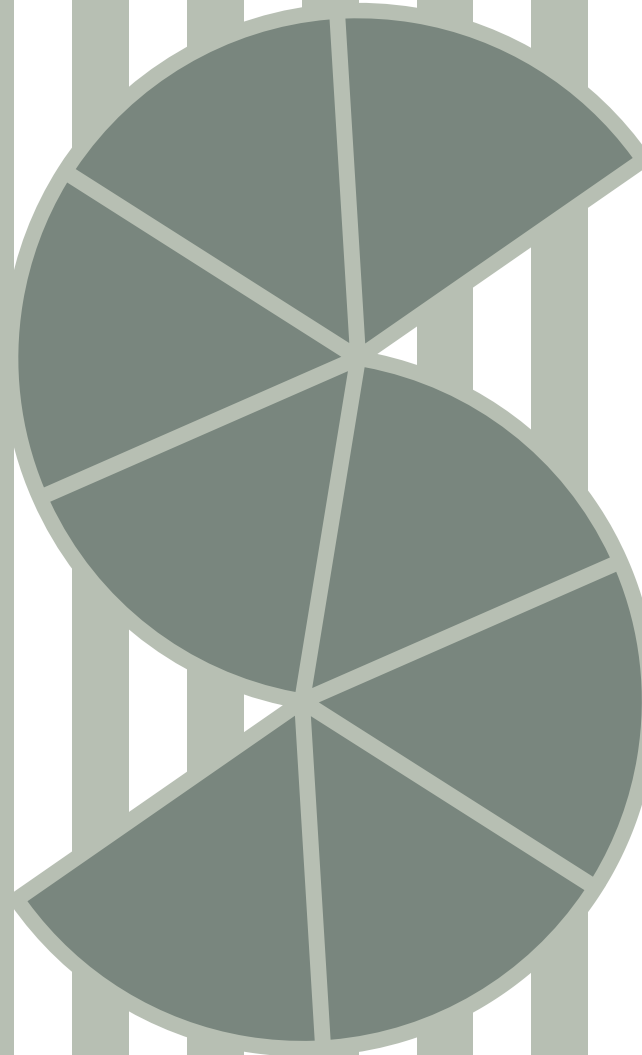


 **SKYDECOR<sup>®</sup>**



**1.5**  
MM | **6H**  
ANTISCRATCH

**ACRYLIC**  
L A M I N A T E S

MADE IN INDIA

**SKYDECOR EDGE BAND**

**SKYDECOR**

SDE 106

SDE 107

SDE 119

SDE 118

**SKYDECOR EDGE BAND SWATCHES**

SDE 136

**PERFECTLY MATCHED WITH YOUR SELECTED SHADES FROM THIS CATALOGUE.**

SDE 138

**SKYDECOR ACRYLIC LAMINATES FEATURES**

 <p><b>DURABLE</b></p> <p>Skydecor Acrylic Laminates exceptional features makes them strong and highly durable.</p>	 <p><b>ANTI SCRATCH</b></p> <p>Skydecor Acrylic Laminates are developed with top tier technology. <b>6H</b> Coating makes it highly scratch resistant.</p>	 <p><b>SUPERIOR GLOSS</b></p> <p>Skydecor Acrylic Laminates are made of <b>100% Pure PPMA</b> laminates, which gives the surfaces a super glossy finish &amp; mirror like sheen that retains its color and brightness over the years.</p>	 <p><b>LIGHT WEIGHT</b></p> <p>The flawless design structure of Skydecor Acrylic Laminates are engineered to be extremely light weight and easy to apply.</p>
 <p><b>COLORS &amp; VARIETIES</b></p> <p>Skydecor Acrylic Laminates retain their color and brightness for ages and are available in plenty of vibrant colors.</p>	 <p><b>LOW MAINTENANCE</b></p> <p>Skydecor Acrylic Laminates are easy to use with very low maintenance. Just a normal wipe with a clean &amp; wet cotton cloth is necessary.</p>	 <p><b>TERMITE PROOF</b></p> <p>Skydecor Acrylic Laminates are specially treated to ensure that they remain termite and borer free for a lifetime.</p>	 <p><b>WATER PROOF &amp; STAIN RESIST.</b></p> <p>Skydecor Acrylic Laminates are treated with a special coating on their surfaces to make them water proof.</p>



ABOUT US

Skydecor began its journey in the year 2016 with a goal to reach beyond the sky limits. With over 50,000 sq. meters of Infrastructure area and state of the art machinery, we aim to expand and develop at every stage. Our manufacturing units are in Greater Noida and Hapur where we manufacture PVC Laminates, Acrylic Laminates and Decorative Laminates. Our Operational Headquarters is in Noida and Experience Center in Kirti Nagar.

Boasting a legacy of a decade, Skydecor Laminates offers to revitalize the space around you. Our collections offer limitless possibilities for an interior space to look stylish and refined. From solids to textures, from naturals to eternal, our laminates come in a wide variety of designs and patterns.

As a socially and environmentally responsible company, Skydecor also prioritizes sustainability in our design practices. We strive to incorporate eco-friendly materials, energy-efficient solutions, and sustainable practices wherever possible, contributing to a greener and more sustainable future.

Our team follows a collaborative approach, working closely to ensure smooth project management, timely execution, and impeccable finishing. We believe by developing a large dealer network in India, Skydecor has left its footprints around our country. Our team works with clients to understand their vision, preferences and requirements, ensuring that each project reflects their individuality and exceeds their expectations. We pay meticulous attention to detail, incorporating the latest design trends, materials, and technologies to create inspiring and functional spaces.

Researching and developing a wide range of laminate designs with the utmost quality and at affordable prices has become our key goal for customer satisfaction. Explore Skydecor's Laminates collection to design your interiors according to your specifics.



# Contents

NAME	SERIES	PAGE NO.
FLUTE COLLECTION	1000	05 - 08
SOLID COLLECTION	100	09 - 18
SOFT MATT COLLECTION	200	19 - 20
MIRROR COLLECTION	700	21 - 22
MARBLEX COLLECTION	450	23 - 28
SPARKLE COLLECTION	150	29 - 32
WOODEN COLLECTION	600	33 - 36



SCAN THE QR CODE FOR AN E-CATALOGUE

### WAYS TO KEEP SKYDECOR ACRYLIC LAMINATE NEW FOREVER ?

Follow some steps mentioned as below to maintain Skydecor Acrylic Laminates.

- To clean the surface of Acrylic Laminates do not use thinner.
- Wipe the surface gently with a non-abrasive cloth.
- Avoid the use of abrasive liquid cleansers, bleaching compounds or solution as these may damage the surface of the laminates.
- Use mild house hold glass cleaner like COLIN to remove more stubborn stains.
- You can use normal water also for cleaning.
- Do not place hot cookware directly on the Acrylic Laminate.
- Always store Acrylic Laminates at temperature below 300 Celsius.

### WAYS TO PREVENT SKYDECOR ACRYLIC LAMINATES FROM COLOR FADE OR YELLOWING

- Do not expose your Acrylic Laminates furniture to direct sunlight, it may cause discolouring, fading and yellowing of the laminates.
- Don't use inferior quality chemical dipped plywood as it can react with adhesive which may cause yellow patches after the installation.
- Don't use synthetic rubber adhesive for bonding as it may lead to brown/colored patches on Acrylic Laminates.
- Don't place hot cookware directly on the Acrylic Laminates.
- Prolong exposure of Acrylic Laminate above 30-degree temperature should be avoided.

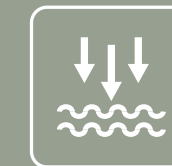
### HOW TO APPLY SKYDECOR ACRYLIC LAMINATES ON INTERIORS & FURNITURES

- Use balancing sheet on backside.
- Always clean the dust particles properly from the substrate (plywood MDF, Particle Board) surface by cloth or soft brush.
- Always use good quality branded adhesive to stick Acrylic Laminate on substrate. Please don't add water in adhesive before using it.
- Spread the adhesive uniformly by brush, roller or adhesive spreader on Acrylic Laminate and base substrate (Plywood, MDF, Particle Board).
- It is necessary to remove the air between Acrylic Laminate and substrate. Please leave minimum 2mm of groove between two pieces of Acrylic Laminate.
- At the time of pressing Acrylic Laminate on base substrate (Plywood, MDF, Particle Board) always use soft pinch roller or normal pressing technique to protect surface from any damage.
- The pressing should be done from the middle of the panel and move towards to the sideline and corners of the panel.
- For better bonding of Acrylic Laminate on substrate, press it for minimum 12 to 15 hours.
- Peel off the protective film within 15 days of installation.

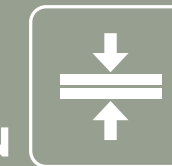
### YOU CAN AVOID PROBLEMS LIKE AIR BUBBLE & DELAMINATION ACRYLIC LAMINATE.




Avoid the lamination process of Acrylic Laminate under high humidity environment.



Don't use uneven surface substrate (Plywood, MDF, Particle Board) that may lead to air vacuum and air bubble which may appear after the installation.



Insufficient or lack of pressing during the bonding period of Acrylic Laminate.



Prevent the base substrate (Plywood, MDF, Particle Board) to absorb moisture. Because after few days of installation, it gradually loses moisture and this resulting in air bubble formation between Acrylic Laminate and substrate.



Don't use the water base synthetic resin adhesive any other the PEVA (Polyethylene Vinyl Acetate Co-polymer)




Take extra care during use of big size acrylic laminate for paneling because due to the bigger surface area, improper lamination may lead to air bubble formation after installation.




USED COLOR SHADE  
SDA - 1002

STYLISH AND SOPHISTICATED



SDA - 1001



SDA - 1002

There can be colour variation in material from different batches, it is advised to use same batch material to avoid colour variation.  
Actual colour of the laminate sheet may slightly vary from the sample in this catalogue.

PREMIUM SHADES



USED COLOR SHADE  
SDA - 1003

USED COLOR SHADE  
SDA - 1005

PREMIUM SHADES



Matching Edge Band - SDE 107



Matching Edge Band - SDE 115



Matching Edge Band - SDE 102


ENHANCE THE BEAUTY OF YOUR ABODE  
WITH SUBTEL YET ELEGANT DESIGNS

There can be colour variation in material from different batches, it is advised to use same batch material to avoid colour variation. Actual colour of the laminate sheet may slightly vary from the sample in this catalogue.




SDA - 127

Matching Edge Band  
SDE 127



SDA - 133

Matching Edge Band  
SDE 133



SDA - 132

Matching Edge Band  
SDE 132



SDA - 105

Matching Edge Band  
SDE 105

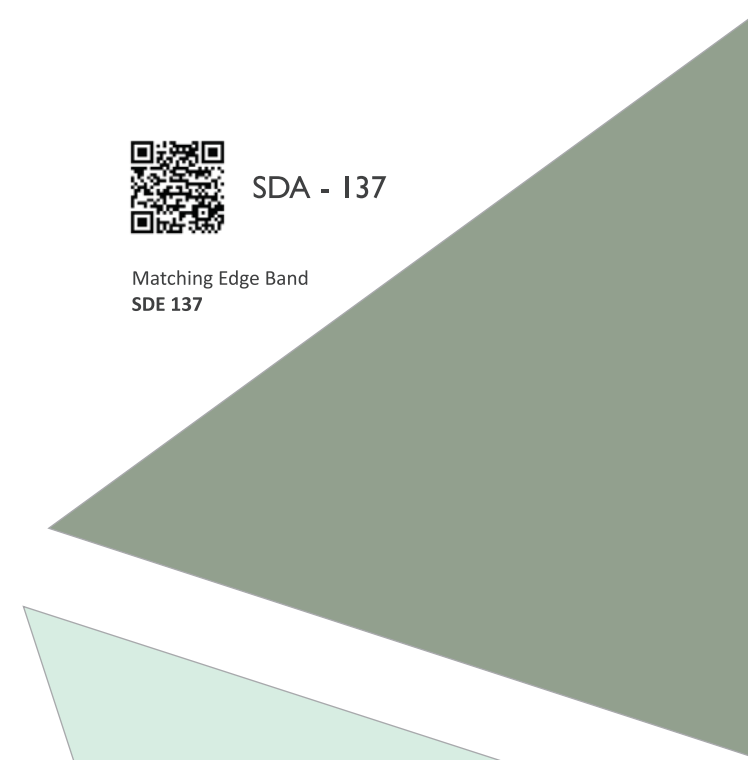


COLOR PALETTE




SDA - 137

Matching Edge Band  
SDE 137




SDA - 129

Matching Edge Band  
SDE 129



SDA - 121

Matching Edge Band  
SDE 121



SDA - 109

Matching Edge Band  
SDE 109




SDA - 126

Matching Edge Band  
SDE 126





USED COLOR SHADE  
SDA - 125



SDA - 125  
 Matching Edge Band  
 SDE 125

SDA - 120

COLOR PALETTE

SDA - 111  
 Matching Edge Band  
 SDE 111

SDA - 112  
 Matching Edge Band  
 SDE 112

SDA - 130  
 Matching Edge Band  
 SDE 130



USED COLOR SHADE  
SDA - 130

SDA - 134  
 Matching Edge Band  
 SDE 134

There can be colour variation in material from different batches, it is advised to use same batch material to avoid colour variation. Actual colour of the laminate sheet may slightly vary from the sample in this catalogue.



Matching Edge Band  
SDE 135



SDA - 135



SDA - 116



SDA - 115

Matching Edge Band  
SDE 115



SDA - 114

Matching Edge Band  
SDE 114



SDA - 103

Matching Edge Band  
SDE 103



SDA - 102

Matching Edge Band  
SDE 102

Matching Edge Band  
SDE 122




SDA - 122



SDA - 113

Matching Edge Band  
SDE 113



ELEGANT COLORS

PREMIUM SHADES

There can be colour variation in material from different batches, it is advised to use same batch material to avoid colour variation. Actual colour of the laminate sheet may slightly vary from the sample in this catalogue.



USED COLOR SHADE  
SDA - 101

PERFECTION



SDA - 101



COLOR PALETTE



SDA - 131

Matching Edge Band  
SDE 131



SDA - 123



SDA - 128

Matching Edge Band  
SDE 128



SDA - 117




USED COLOR SHADE  
SDA - 131

USED COLOR SHADE  
SDA - 128


There can be colour variation in material from different batches, it is advised to use same batch material to avoid colour variation.  
Actual colour of the laminate sheet may slightly vary from the sample in this catalogue.

SDA - 118




Matching Edge Band - SDE 118

SDA - 136



Matching Edge Band - SDE 136

SDA - 138




Matching Edge Band - SDE 138

SDA - 106



Matching Edge Band - SDE 106

SDA - 107



Matching Edge Band - SDE 107

SDA - 119



Matching Edge Band - SDE 119



SDA - 203



SDA - 205



SDA - 201



SDA - 204



SDA - 202

STYLISH & SOFT TOUCH

# SOFT MATT COLLECTION




PREMIUM SHADES

There can be colour variation in material from different batches, it is advised to use same batch material to avoid colour variation. Actual colour of the laminate sheet may slightly vary from the sample in this catalogue.



USED COLOR SHADE  
SDA - 704

REFLECTION LIKE MIRROR




SDA - 702



SDA - 701



SDA - 704



SDA - 703



MARBLEX

USED COLOR SHADE  
SDA - 452

ELITE AND EXCELLED



SDA - 451



SDA - 452

SOOTHE YOUR SPACE WITH SIGNIFICANT  
DESIGNED LAMINATES

There can be colour variation in material from different batches, it is advised to use same batch material to avoid colour variation. Actual colour of the laminate sheet may slightly vary from the sample in this catalogue.




SDA - 461



SDA - 462



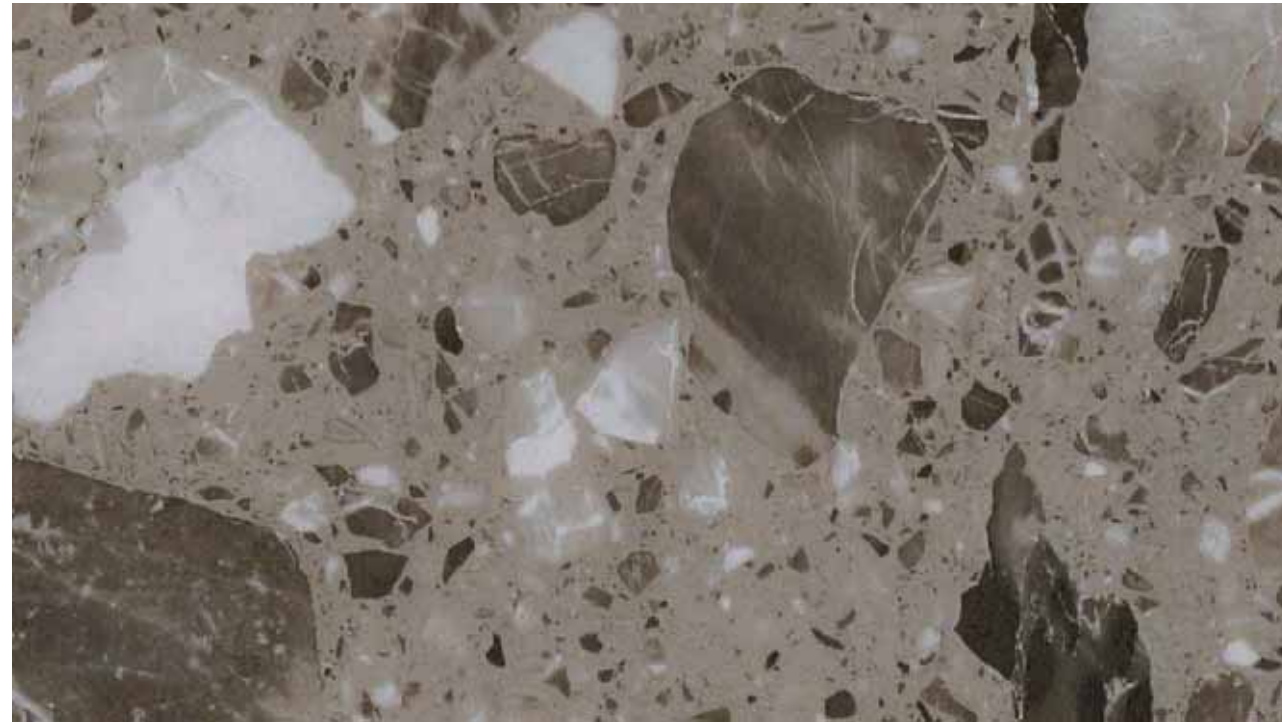
SDA - 460



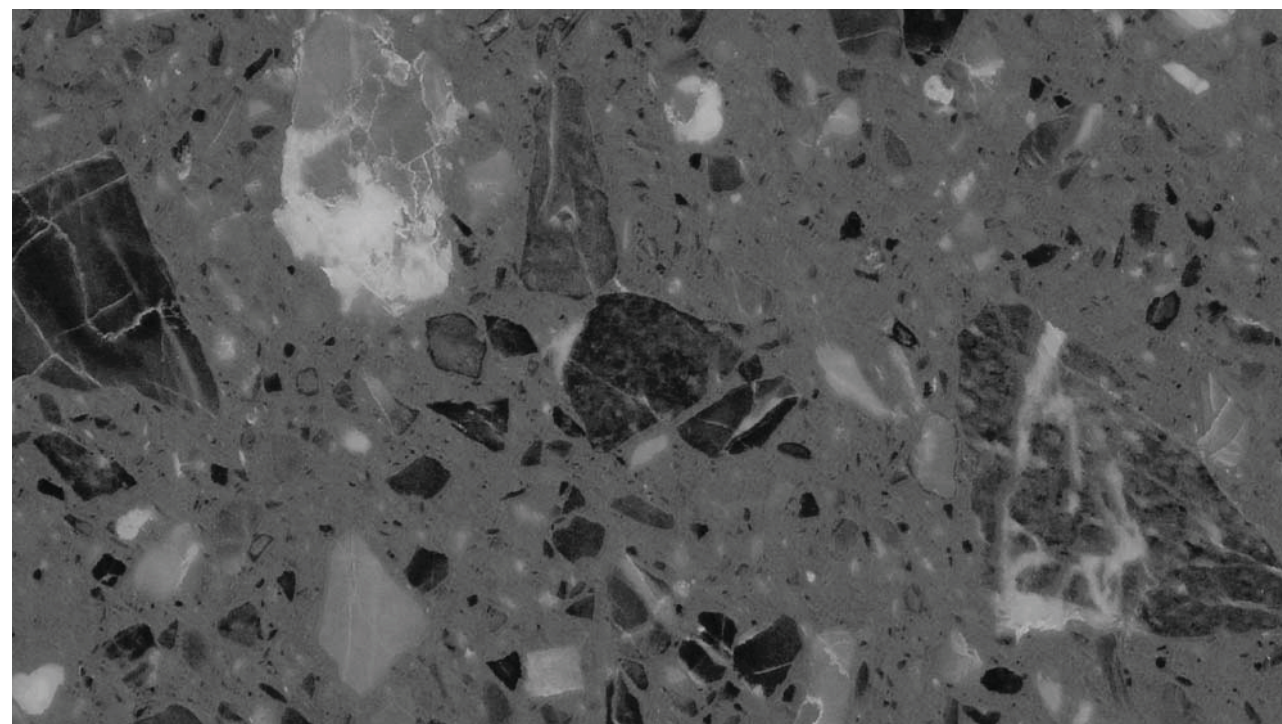
SDA - 459







SDA - 453



SDA - 454



USED COLOR SHADE  
SDA - 455

USED COLOR SHADE  
SDA - 456

OPULENT DESIGNS



SDA - 455



SDA - 456

PREMIUM SHADES


There can be colour variation in material from different batches, it is advised to use same batch material to avoid colour variation.  
Actual colour of the laminate sheet may slightly vary from the sample in this catalogue.



USED COLOR SHADE  
SDA - 153



SDA - 151



SDA - 154




SDA - 153

Matching Edge Band  
SDE 153



SDA - 152

Matching Edge Band  
SDE 152





USED COLOR SHADE  
SDA - 157

USED COLOR SHADE  
SDA - 155

USED COLOR SHADE  
SDA - 162

G R A N D E U R




SDA - 155

Matching Edge Band  
SDE 155



SDA - 162

Matching Edge Band  
SDE 162



SDA - 158

Matching Edge Band  
SDE 158



SDA - 157

Matching Edge Band  
SDE 157



SDA - 156

Matching Edge Band  
SDE 156



SDA - 161






USED COLOR SHADE  
SDA - 609

USED COLOR SHADE  
SDA - 604

SUBTLE YET LUXURY



SDA - 604



SDA - 601

There can be colour variation in material from different batches, it is advised to use same batch material to avoid colour variation.  
Actual colour of the laminate sheet may slightly vary from the sample in this catalogue.


FEEL OF NATURE



SDA - 611 A




SDA - 608



SDA - 607



SDA - 612



SDA - 609



SDA - 602

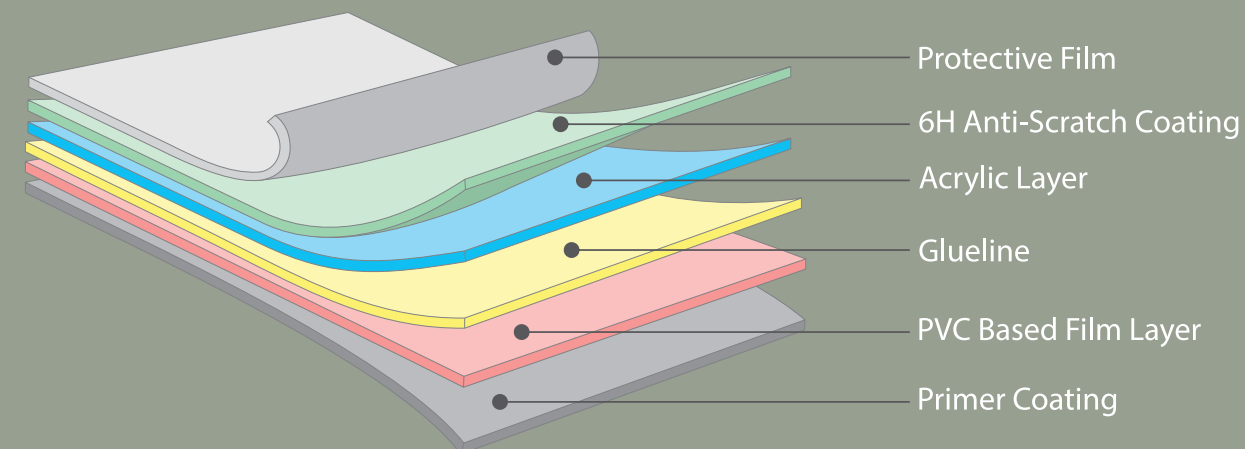
There can be colour variation in material from different batches, it is advised to use same batch material to avoid colour variation.  
Actual colour of the laminate sheet may slightly vary from the sample in this catalogue.

PREMIUM SHADES

## COMPARISON TABLE

Parameters	SKYDECOR Acrylic Laminate	High Gloss Laminate ( Mica )	PU Coating / Duco Paint	Back Painted Glass
Glass Level	>90	>70	>85	>85
Scratch Proof	6H Antiscratch	No	No	No
Color Consistency	Excellent	Not Good	Not Good	Not Good
Orange Peel	No	Yes	Yes	No
UV Resistance	Excellent	Bad	Bad	Bad
Water Resistance	Excellent	Bad	Bad	Excellent
DRY Heat Resistance	Excellent	Good	Bad	Bad
Volatile Organic Compounds ( VOCs)	No	Yes	Yes	Yes

## PRODUCT STRUCTURE



**Sheet Size : 8' x 4' (2440mm X 1220mm)**  
**Sheet Standard Thickness : 1.5mm & 3mm (Flute only)**  
**Sheet Thickness can be customized in 1mm, 1.5mm and 2mm**  
**Length & Width Tolerance : ±1 inch**  
**Thickness Tolerance : ±0.10mm**

All designs in this catalogue  
 can be customized in :  
**Flute & Soft Matt**

## DISCLAIMER

- The Products are tested to be reasonably free of defects, and when used and fabricated properly they will comply with the applicable manufacturing specifications within realistic deviations. We recommend customers to inspect products properly before installing. Product's warranty in no way covers defects and non-compliance from or otherwise attributable to any other causes, including, without limitation the following :
- Improper handling / transportation / storage of Skydecor Acrylic Laminates
- Improper installation of Skydecor Acrylic Laminates
- Improper or unintended usage of Skydecor Acrylic Laminates
- Lack of or improper maintenance of Skydecor Acrylic Laminates
- Exposure to high temperatures
- Unauthorized alteration to the products
- Outdoor applications
- Do not use plywood with high moisture content
- Do not use ply with uneven surface
- Avoid using inferior quality adhesive
- Apply sufficient pressure
- Avoid pasting of sheets on the printed/branding area of the Plywood
- There will be no guarantee or exchange under any circumstances
- Color variations in products from different batches are possible
- We recommend using products from same batch to avoid color variations
- This brochure is for presentation purposes only. Actual colors may differ.



## Skydecor Laminates Pvt. Ltd.

Works: Plot No. 136, Ecotech-1 Extension, Greater Noida, G.B. Nagar, Uttar Pradesh-201308

Email: [Info@skydecor.in](mailto:Info@skydecor.in) | Website: [www.skydecor.in](http://www.skydecor.in)

QC

Signature :

Date :

Follow us on:



**LOCAL** के लिए  
**VOCAL**



SCAN THE QR CODE  
FOR AN E-CATALOGUE

\*There can be colour variation in material from different batches, it is advised to use same batch material to avoid colour variations. Actual colours of the laminate sheets may vary from this Catalogue.